
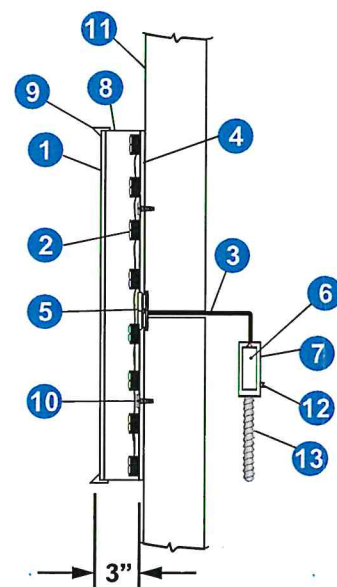


MANUFACTURE AND INSTALL: FRONT LIT LED ILLUMINATED CHANNEL LETTERS
MOUNTED DIRECTLY TO BRICK FACADE




33 RED VINYL

#	COMPONENT DESCRIPTION:
1	SIGN FACE WITH VARIOUS COLOR GRAPHICS
2	CSA APPROVED LED MODULES
3	THRU WALL SECONDARY LOW VOLTAGE LEAD FROM POWER SUPPLY TO LEDS
4	DIBOND BACKS OF RETURNS
5	SILICONE SEAL FOR ELECTRICAL
6	CSA APPROVED POWER SUPPLY
7	FABRICATED ALUMINUM ENCLOSURE FOR POWER SUPPLY(S)
8	.040 SCULPTED ALUMINUM RETURNS WITH BAKED ENAMEL
9	1" GEMTRIM
10	FASTENING SCREWS
11	EXISTING WALL
12	ON/OFF SWITCH
13	PRIMARY VOLTAGE LEAD FROM POWER SUPPLY POWER SOURCE



NOT TO SCALE



CUSTOMER	ALRE PROPERTIES	FILE DESCRIPTION	EXTERIOR SIGNAGE	SCALE:	JOB OR ESTIMATE #	CLIENT APPROVAL
LOCATION	BMO WATER STREET	FILE NAME	AON WATER STREET	START DATE: MAR 10/2025	28465	SIGNATURE: _____ DATE: _____
SALES REP	PAUL GORMAN	FILE LOCATION	2025/A	REVISED DATE:	DRAWN BY: MC	

* ACCESS MAY BE REQUIRED BEHIND SIGNAGE TO FACILITATE ELECTRICAL CONNECTIONS AND FASTENERS. WALL OR CEILING HATCHES OR CUTOUTS, IF REQUIRED ARE NOT INCLUDED IN OUR PRICING OR SCOPE OF WORK.

* SHOULD THE SERVICES OF A PROFESSIONAL ENGINEER BE REQUIRED IT WOULD BE AT THE CUSTOMERS COST UNLESS OTHERWISE NOTED.

* ALL EXTERIOR SIGNAGE INSTALLATION MUST BE ACCESSIBLE WITH OUR MOBILE CRANE / BUCKET TRUCK. ANY OTHER EQUIPMENT TO FACILITATE THE INSTALLATION MAY BE CHARGED EXTRA IF REQUIRED.

THIS DRAWING IS STRICTLY PRELIMINARY AND IS FOR VISUAL REPRESENTATION ONLY FOR APPROVAL. CLIENT SIGN OFF INITIATES APPROVAL FOR CONTINUED PROCESS.

E.C. BOONE LTD.

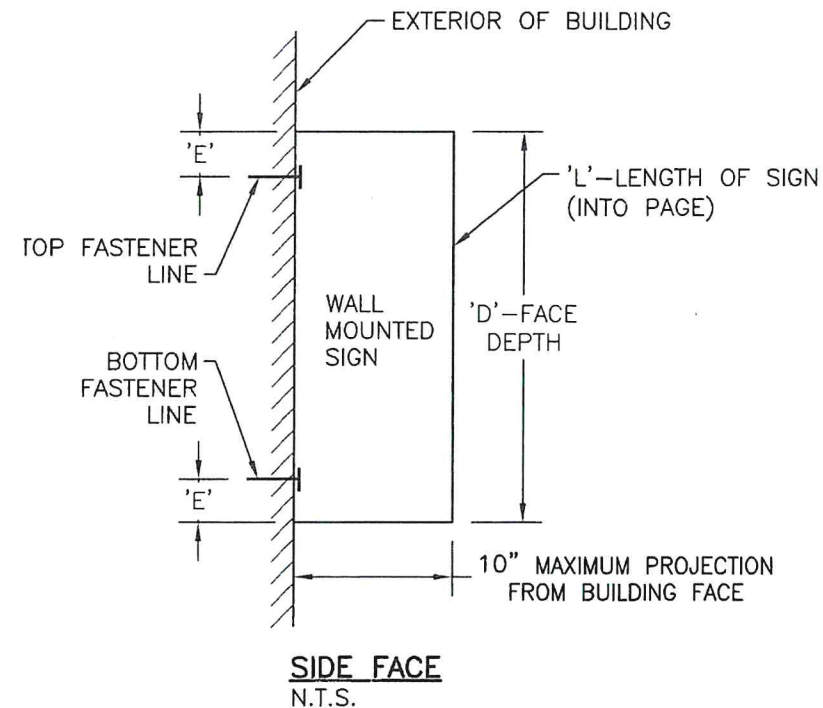
10 Pippy Place
P.O. Box 8305, St John's
NL, A1B 3N7

PH. (709)726-4610
FAX (709)726-2037
email: ecboone@ecboone.com



THIS DRAWING IS THE PROPERTY OF E.C. BOONE LIMITED AND MAY NOT BE REPRODUCED WITHOUT PERMISSION BY E.C. BOONE LIMITED.

WE REQUIRE AN APPROVED DRAWING PRIOR TO COMMENCING MANUFACTURING. DELAY IN APPROVING DRAWINGS MAY DELAY DELIVERY.



NOTES:

1. BOTH TOP AND BOTTOM FASTENER LINES MUST HAVE AN EQUAL NUMBER OF FASTENERS CONCENTRICALLY POSITIONED ALONG BOTH SIDES OF THE CENTER LINE OF THE SIGN.
2. THE FASTENERS SELECTED FOR USE MUST TAKE INTO ACCOUNT SHEAR AND PULL-OUT LOADS ACTING SIMULTANEOUSLY.
3. THE INSTALLATION CONTRACTOR MUST EXAMINE THE SUPPORT AND BE SATISFIED OF ITS ADEQUACY TO CARRY THE FIXING LOAD.
4. WHERE THE SIGN IS TO BE LOCATED ABOVE AN OPENING (E.G.: DOOR, WINDOW, VENT, ETC.) THE MEMBER SPANNING THAT OPENING MUST BE CHECKED BY THE INSTALLATION CONTRACTOR WHO MUST BE SATISFIED OF ITS ADEQUACY TO CARRY THE ADDITIONAL LOADING.
5. THE INSTALLATION CONTRACTOR IS RESPONSIBLE FOR THE DESIGN OF THE SIGN AND THE PROPER INSTALLATION OF THE FASTENERS REQUIRED.
6. FASTENERS EXPOSED TO ATMOSPHERIC CORROSION SHALL BE CORROSION RESISTANT.
7. MAXIMUM WEIGHT OF WALL SIGN SHALL NOT EXCEED 5lbs/Sq. FT. OF FACE AREA.
8. (FACE AREA = D x L)
9. SEE TABLE 1 FOR THE MINIMUM REQUIRED S.W.L. CAPACITY OF THE TOTAL NUMBER OF ALL FASTENERS ALONG EACH FASTENER LINE.

TABLE 1 - MIN. S.W.L. CAPACITY OF COMBINED ANCHORS ALONG FASTENER LINES

FACE DEPTH OF SIGN 'D' MAX.	LENGTH OF SIGN 'L' MAX.	EDGE DISTANCE 'E' MAX.	TOP FASTENER LINE (lbs)		BOTTOM FASTENER LINE (lbs)	
			SHEAR	PULL-OUT	SHEAR	PULL-OUT
D < 18"	L < 5'-0"	D/6 (MIN. 1 1/8")	250	345	250	145
18" < D < 27"	5'-0" < L < 8'-0"	< D/8	410	535	410	340
27" < D < 42"	8'-0" < L < 13'-0"	< D/10	715	1055	715	855
42" < D < 54"	13'-0" < L < 20'-0"	< D/12	1160	1925	1160	1680
54" < D < 63"	20'-0" < L < 25'-0"	< D/14	1505	2700	1505	2445
63" < D < 72"		< D/16	1565	3025	1565	2800

THIS TABLE SHALL NOT BE USED WITHOUT PRIOR CONSULTATION AND THE AGREEMENT OF THE SIGN ASSOC. OF CAN., ATLANTIC PROVINCES CHAPTER.

This document and all services and/or products provided in connection with this document and all future sales are subject to and shall be governed by the "Acuren Standard Service Terms" in effect when the services and/or products are ordered. Those terms are available at www.acuren.com/service/terms, are expressly incorporated by reference into this document AND SHALL SUPERSEDE ANY CONFLICTING TERMS IN ANY OTHER DOCUMENT (except where expressly agreed otherwise in THAT OTHER DOCUMENT).

"THESE DESIGN DOCUMENTS ARE PREPARED SOLELY FOR THE USE OF ATLANTIC PLANNING AND MANAGEMENT WITH WHOM ACUREN GROUP INC. (ACUREN) HAS ENTERED INTO A CONTRACT & THERE ARE NO REPRESENTATIONS OF ANY KIND MADE BY ACUREN TO ANY PARTY WITH WHOM ACUREN HAS NOT ENTERED INTO A CONTRACT."



PROVINCE OF NEWFOUNDLAND AND LABRADOR
PEG
 Permit Holder
 This Permit Allows
 ACUREN GROUP INC.
 To practice Professional Engineering
 in Newfoundland and Labrador.
 Permit No. as issued by PEGNL D0056

ACUREN
 Acuren Group Inc.
 1 Austin St., St. John's, NL, A1B 4C1
 Tel: (709) 753-2100 / Fax: (709) 753-7011
 email: receptionnl@acuren.com

TITLE

**E.C. BOONE LIMITED
 FASTENER REQUIREMENTS FOR WALL
 MOUNTED SIGN**

JOB No. **182-18-10ECB001-0002**

DATE	SCALE	DWG. No.	REV. No.	DRAWN BY
18.09.12 YY.MM.DD	N.T.S.	SK1	0	A.W.