

Trail Materials Comparison

**How to use this chart: Cells with same icons depict a scale of “high-medium-low” with 3 icons indicating “high” and 1 icon indicating “low”. For example, 3 leaves indicate “high” environmental sustainability, and 1 leaf indicates “low” environmental sustainability.*

Non-Stabilized Granular
(Traditional Granular Trail)

Stabilized Granular
(Organic-Lock™)

CORE™ Gravel Foundation System

Asphalt

Concrete

Aesthetics






Accessibility

How well does the surface accommodate users with mobility impairments?



User Accommodation

What types of users does the trail accommodate?



Environmental Sustainability

Does the surface use environmentally sustainable materials or provide environmental benefits?



Not environmentally sustainable

Not environmentally sustainable

Construction Scale

What is the scale of the construction impact based on structure and method?





Erosion

Is the trail susceptible to surface erosion and undermining?



Maintenance

What is the level of effort of routine maintenance?



Durability

How durable is the surface to regular wear?



Lifespan

How long does the surface last?*

10 Years

10 Years

10 Years

20 Years

25+ Years

Construction Cost

How much does the surface cost to install and maintain?



20-Year Lifecycle Cost

How much does the surface cost to maintain over 20 years?



*Assuming regular maintenance and repairs as needed